

Consumer Confidence Survey - May 2026

[The survey was conducted during May 4-15, 2026, with 1,380 households surveyed. Reported numbers are diffusion indices except Figure 1]

A rise in inflation expectations along with decline in household financial conditions were observed in May

Fig 1: Inflation Expectations
(%, Trimmed Mean at 5%)

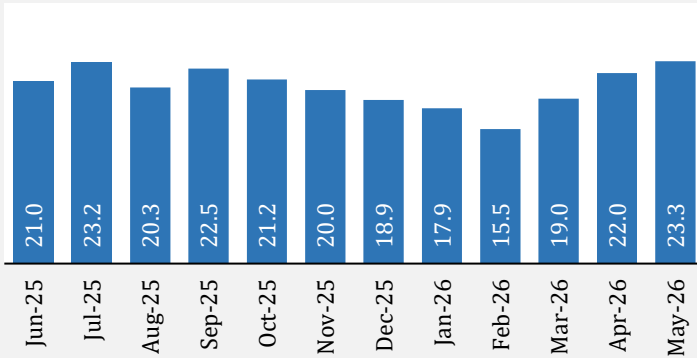
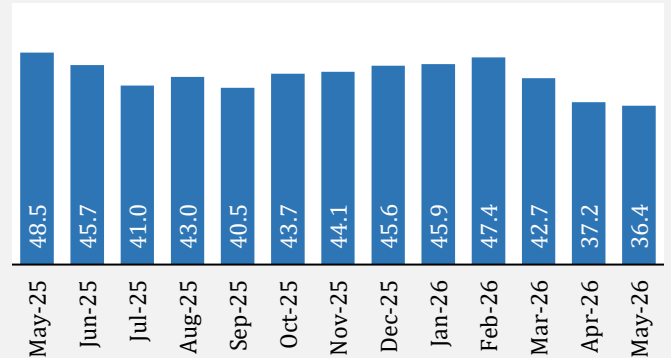


Fig 2: Households' Financial Conditions



Consumer confidence remains low in May 2026.

Fig 3: Consumer Confidence Index (CCI)

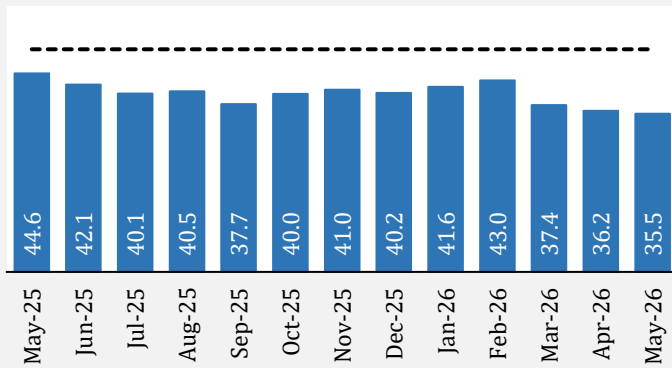
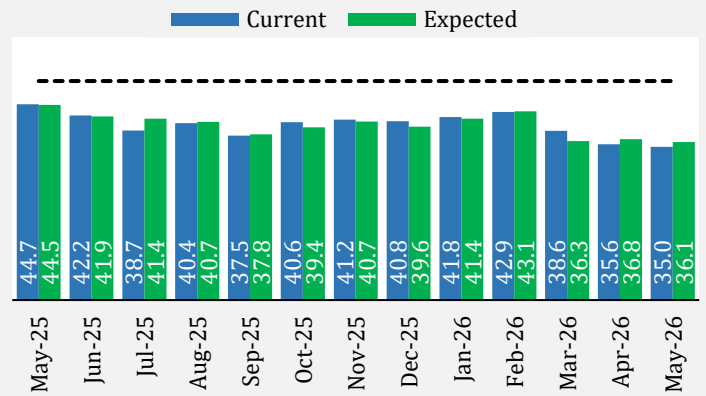


Fig 4: Current and Expected CCI



The expectations for employment, purchase of durable goods and vehicles declined in May

Fig 5: Expected Unemployment

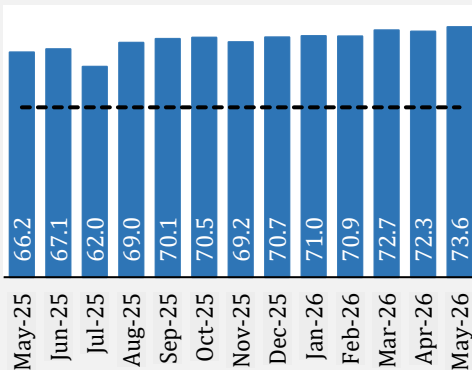


Fig 6: Expected Good Time to Purchase Durable Goods

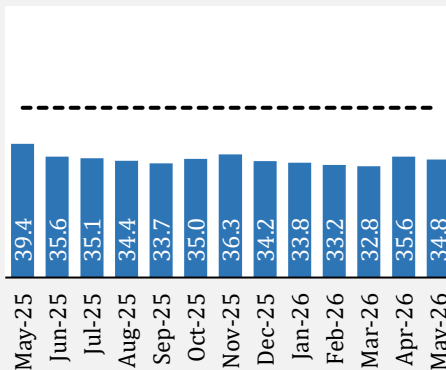
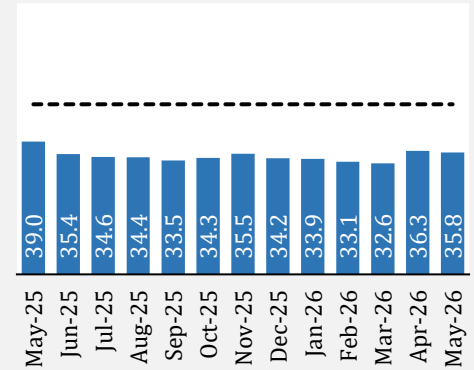


Fig 7: Expected Good Time to Purchase a vehicle



^DI > 50 indicates that Positive/Increasing views are more than Negative/Declining views. DI = 50 indicates that Positive/ Increasing views and Negative/ Declining views are equal (shown by dash line). DI < 50 indicates that Positive/ increasing views are less than the Negative/ declining views.

*: Starting July 2025, the reference period for all variables has been extended from 06 months to 12 months.